



3Piece Automatic Door

As dignified entrance, this door is suitable for public entrance (that is) needed convenience/safety.

Single-Sliding Door

WS-T200(S)

Double-Sliding Door

WS-T400(D)

As part of anti-crime measure for public entrance, this door is suitable for the place that need safety/ convenience/economical energy reduction and attractive appearance. By installing hinged door, huge cargo can be transported easily through the door.

Specification

Model	WS-T200(S)	WS-T400(D)
Weight of the door	130kg	100kg × 2
Size	2M	4M
Width of the door	450~3000mm	
Speed of the opening and shutting	200~600mm/sec (Controlled by 10stages)	
Opening maintenance time	0~50sec(Variable)	
Input voltage	AC 220V 50/60Hz	
Controlling type	Digital micro processor control	
Power transmission	90W DC MOTOR timing belt driving	
Operating temp	-20 °C ~ +55 °C	



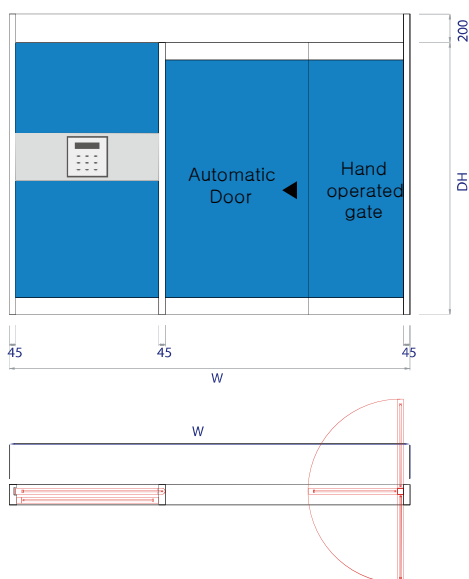
open



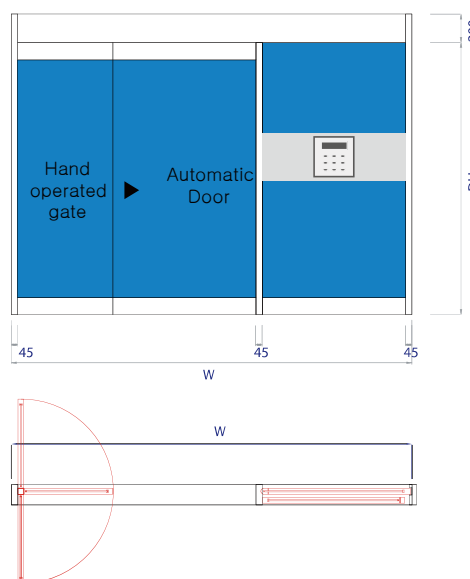
emergency

Drawing

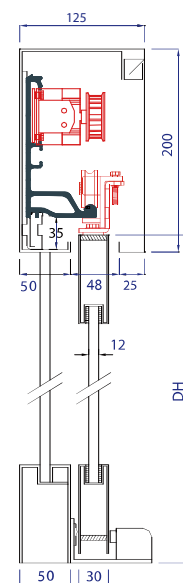
Front View (Left)



Front View (Right)



Section



unit : mm